

Table 1. CA Rebekah Membership Statistics from 1928 - 2011

Year	DATE	No. of Members	Percent of 1928		Total CA Pop.	Percent of CA Pop.	% Increase in CA Pop.		% of 2011 Pop.	
1	1928	50,002	100.0%	50,002	5,344,000	0.936%	100%	5,344,000	14.2%	37,691,912
2	1929	49,188	98.4%		5,531,000	0.889%	103%		14.7%	
3	1930	47,958	95.9%		5,711,000	0.840%	107%		15.2%	
4	1931	46,260	92.5%		5,829,000	0.794%	109%		15.5%	
5	1932	43,402	86.8%		5,894,000	0.736%	110%		15.6%	
6	1933	40,361	80.7%		5,963,000	0.677%	112%		15.8%	
7	1934	38,309	76.6%		6,060,000	0.632%	113%		16.1%	
8	1935	36,753	73.5%		6,175,000	0.595%	116%		16.4%	
9	1936	35,603	71.2%		6,341,000	0.561%	119%		16.8%	
10	1937	36,042	72.1%		6,528,000	0.552%	122%		17.3%	
11	1938	35,948	71.9%		6,656,000	0.540%	125%		17.7%	
12	1939	36,050	72.1%		6,785,000	0.531%	127%		18.0%	
13	1940	36,148	72.3%		6,956,000	0.520%	130%		18.5%	
14	1941	36,728	73.5%		7,237,000	0.508%	135%		19.2%	
15	1942	37,029	74.1%		7,735,000	0.479%	145%		20.5%	
16	1943	38,237	76.5%		8,506,000	0.450%	159%		22.6%	
17	1944	41,511	83.0%		8,945,000	0.464%	167%		23.7%	
18	1945	44,607	89.2%		9,344,000	0.477%	175%		24.8%	
19	1946	47,233	94.5%		9,559,000	0.494%	179%		25.4%	
20	1947	49,712	99.4%		9,832,000	0.506%	184%		26.1%	
21	1948	51,529	103.1%		10,064,000	0.512%	188%		26.7%	
22	1949	52,672	105.3%		10,337,000	0.510%	193%		27.4%	
23	1950	53,112	106.2%		10,586,000	0.502%	198%		28.1%	
24	1951	52,880	105.8%		10,677,000	0.495%	200%		28.3%	
25	1952	52,908	105.8%		11,134,000	0.475%	208%		29.5%	
26	1953	52,264	104.5%		11,635,000	0.449%	218%		30.9%	
27	1954	51,646	103.3%		12,251,000	0.422%	229%		32.5%	
28	1955	50,797	101.6%		12,746,000	0.399%	239%		33.8%	
29	1956	50,108	100.2%		13,133,000	0.382%	246%		34.8%	
30	1957	49,249	98.5%		14,264,000	0.345%	267%		37.8%	
31	1958	48,478	97.0%		14,880,000	0.326%	278%		39.5%	
32	1959	47,543	95.1%		15,467,000	0.307%	289%		41.0%	
33	1960	46,840	93.7%		15,717,000	0.298%	294%		41.7%	
34	1961	45,953	91.9%		16,497,000	0.279%	309%		43.8%	

Year	DATE	No. of Members	Percent of 1928	Total CA Pop.	Percent of CA Pop.	% Increase in CA Pop.	% of 2011 Pop.
35	1962	47,117	94.2%	17,072,000	0.276%	319%	45.3%
36	1963	44,269	88.5%	17,668,000	0.251%	331%	46.9%
37	1964	42,888	85.8%	18,151,000	0.236%	340%	48.2%
38	1965	41,836	83.7%	18,585,000	0.225%	348%	49.3%
39	1966	40,613	81.2%	18,858,000	0.215%	353%	50.0%
40	1967	39,233	78.5%	19,176,000	0.205%	359%	50.9%
41	1968	37,645	75.3%	19,394,000	0.194%	363%	51.5%
42	1969	36,849	73.7%	19,711,000	0.187%	369%	52.3%
43	1970	35,551	71.1%	19,953,000	0.178%	373%	52.9%
44	1971	34,170	68.3%	20,345,939	0.168%	381%	54.0%
45	1972	33,005	66.0%	20,585,469	0.160%	385%	54.6%
46	1973	31,947	63.9%	20,868,728	0.153%	391%	55.4%
47	1974	31,198	62.4%	21,173,865	0.147%	396%	56.2%
48	1975	30,128	60.3%	21,537,849	0.140%	403%	57.1%
49	1976	29,401	58.8%	21,935,909	0.134%	410%	58.2%
50	1977	28,480	57.0%	22,352,396	0.127%	418%	59.3%
51	1978	26,673	53.3%	22,835,958	0.117%	427%	60.6%
52	1979	26,749	53.5%	23,256,880	0.115%	435%	61.7%
53	1980	25,941	51.9%	23,667,902	0.110%	443%	62.8%
54	1981	25,040	50.1%	24,285,933	0.103%	454%	64.4%
55	1982	24,211	48.4%	24,820,009	0.098%	464%	65.8%
56	1983	23,342	46.7%	25,360,026	0.092%	475%	67.3%
57	1984	22,386	44.8%	25,844,393	0.087%	484%	68.6%
58	1985	21,606	43.2%	26,441,109	0.082%	495%	70.2%
59	1986	20,717	41.4%	27,102,237	0.076%	507%	71.9%
60	1987	19,640	39.3%	27,777,158	0.071%	520%	73.7%
61	1988	18,449	36.9%	28,464,249	0.065%	533%	75.5%
62	1989	17,268	34.5%	29,218,164	0.059%	547%	77.5%
63	1990	16,359	32.7%	29,760,021	0.055%	557%	79.0%
64	1991	15,513	31.0%	30,470,736	0.051%	570%	80.8%
65	1992	14,664	29.3%	30,974,659	0.047%	580%	82.2%
66	1993	13,762	27.5%	31,274,928	0.044%	585%	83.0%
67	1994	12,922	25.8%	31,484,435	0.041%	589%	83.5%
68	1995	12,071	24.1%	31,696,582	0.038%	593%	84.1%
69	1996	11,247	22.5%	32,018,834	0.035%	599%	84.9%
70	1997	10,338	20.7%	32,486,010	0.032%	608%	86.2%

Year	DATE	No. of Members	Percent of 1928	Total CA Pop.	Percent of CA Pop.	% Increase in CA Pop.	% of 2011 Pop.
71	1998	9,709	19.4%	32,987,675	0.029%	617%	87.5%
72	1999	9,037	18.1%	33,499,204	0.027%	627%	88.9%
73	2000	8,346	16.7%	33,871,648	0.025%	634%	89.9%
74	2001	7,616	15.2%	34,501,130	0.022%	646%	91.5%
75	2002	6,884	13.8%	35,116,033	0.020%	657%	93.2%
76	2003	6,269	12.5%	35,484,453	0.018%	664%	94.1%
77	2004	5,718	11.4%	35,484,453	0.016%	664%	94.1%
78	2005	5,180	10.4%	36,132,147	0.014%	676%	95.9%
79	2006	4,610	9.2%	36,457,549	0.013%	682%	96.7%
80	2007	3,999	8.0%	36,553,215	0.011%	684%	97.0%
81	2008	3,613	7.2%	36,756,666	0.010%	688%	97.5%
82	2009	3,144	6.3%	36,961,664	0.009%	692%	98.1%
83	2010	2,811	5.6%	37,253,956	0.008%	697%	98.8%
84	2011	2,484	5.0%	37,691,912	0.007%	705%	100.0%
	2012	2,114	estimate for 2012			No. in 1928 =	50,002
		MAX =	106.2%	MAX =	0.936%	50,002 / 352,670 =	7.1
						No. in 2011 =	2,484
						2,484 / 352,670 =	142.0

Below =
CA pop. for 2011 *
0.936%

352,670

Figure 1. Rebekah Membership as a Percent of the Total Number in 1928

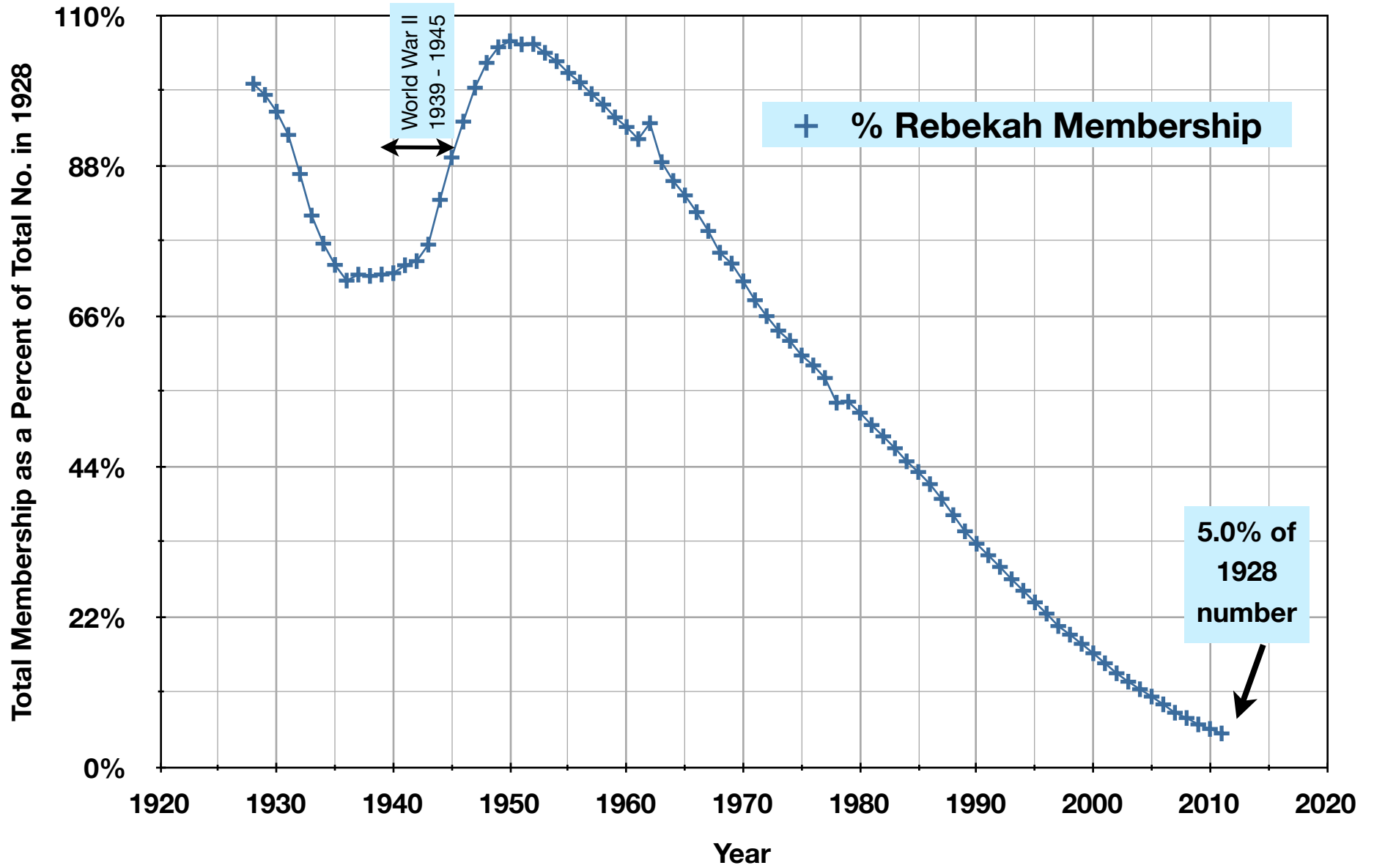
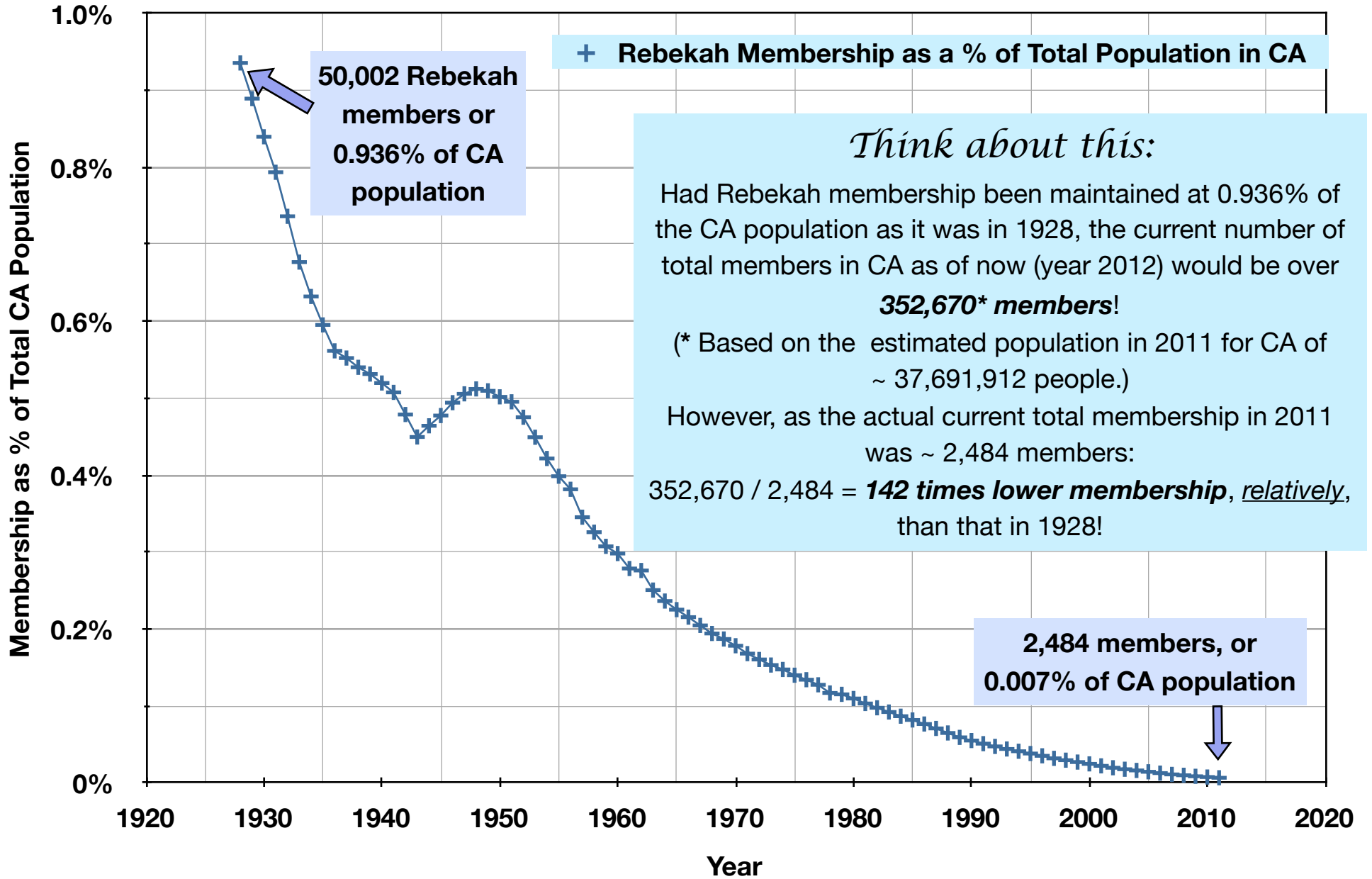


Figure 2. Rebekah Membership as % of Corresponding CA Population for Same Year



Year	Year	No. Lodge	Change	No. of Members	Change	Ratio of # Lodges : No. Rebekahs	DATE	No. of Rebekahs	No. of Odd Fellows	Ratio of Rebekahs : Odd Fellows
1	1891	137		11,460	1,056	83.6	1928	50,002	58,820	0.850
2	1892	156	19	12,161	701	78.0	1929	49,188	55,089	0.893
3	1893	166	10	12,083	-78	72.8	1930	47,958	48,945	0.980
4	1894	182	16	13,817	1,734	75.9	1931	46,260	45,680	1.013
5	1895	198	16	15,043	1,226	76.0	1932	43,402	41,926	1.035
6	1896	209	11	15,946	903	76.3	1933	40,361	38,006	1.062
7	1897	215	6	16,371	425	76.1	1934	38,309	35,138	1.090
8	1898	223	8	16,472	101	73.9	1935	36,753	33,186	1.107
9	1899	223	0	17,712	1,240	79.4	1936	35,603	31,631	1.126
10	1900	237	14	18,443	731	77.8	1937	36,042	30,365	1.187
11	1901	239	2	19,848	1,405	83.0	1938	35,948	29,621	1.214
12	1902	251	12	21,618	1,770	86.1	1939	36,050	28,302	1.274
13	1903	257	6	23,338	1,720	90.8	1940	36,148	27,474	1.316
14	1904	263	6	25,227	1,889	95.9	1941	36,728	26,515	1.385
15	1905	270	7	26,851	1,624	99.4	1942	37,029	25,567	1.448
16	1906	280	10	27,728	877	99.0	1943	38,237	25,837	1.480
17	1907	289	9	30,180	2,452	104.4	1944	41,511	27,370	1.517
18	1908	299	10	31,344	1,164	104.8	1945	44,607	28,762	1.551
19	1909	311	12	32,240	896	103.7	1946	47,233	30,239	1.562
20	1910	317	6	32,864	624	103.7	1947	49,712	30,739	1.617
21	1911	322	5	33,292	428	103.4	1948	51,529	30,600	1.684
22	1912	326	4	33,620	328	103.1	1949	52,672	29,894	1.762
23	1913	329	3	33,791	171	102.7	1950	53,112	29,096	1.825
24	1914	337	8	33,821	30	100.4	1951	52,880	28,144	1.879
25	1915	339	2	33,215	-606	98.0	1952	52,908	27,379	1.932
26	1916	340	1	33,042	-173	97.2	1953	52,264	26,794	1.951
27	1917	344	4	33,085	43	96.2	1954	51,646	26,141	1.976
28	1918	343	-1	33,392	307	97.4	1955	50,797	25,323	2.006
29	1919	340	-3	34,798	1,406	102.3	1956	50,108	24,415	2.052
30	1920	344	4	38,802	4,004	112.8	1957	49,249	23,571	2.089
31	1921	348	4	43,853	5,051	126.0	1958	48,478	22,713	2.134
32	1922	353	5	47,380	3,527	134.2	1959	47,543	22,300	2.132

Year	Year	No. Lodge	Change	No. of Members	Change	Ratio of # Lodges : No. Rebekahs	DATE	No. of Rebekahs	No. of Odd Fellows	Ratio of Rebekahs : Odd Fellows
33	1923	368	15	48,881	1,501	132.8	1960	46,840	21,744	2.154
34	1924	375	7	50,357	1,476	134.3	1961	45,953	21,084	2.180
35	1925	382	7	51,302	945	134.3	1962	47,117	20,247	2.327
36	1926	389	7	51,351	49	132.0	1963	44,269	19,286	2.295
37	1927	392	3	50,752	-599	129.5	1964	42,888	18,220	2.354
38	1928	390	-2	50,002	-750	128.2	1965	41,836	17,430	2.400
39	1929	389	-1	49,188	-814	126.4	1966	40,613	16,662	2.437
40	1930	386	-3	47,958	-1,230	124.2	1967	39,233	15,881	2.470
41	1931	384	-2	46,260	-1,698	120.5	1968	37,645	15,200	2.477
42	1932	385	1	43,402	-2,858	112.7	1969	36,849	14,561	2.531
43	1933	382	-3	40,361	-3,041	105.7	1970	35,551	14,027	2.534
44	1934	375	-7	38,309	-2,052	102.2	1971	34,170	13,512	2.529
45	1935	371	-4	36,753	-1,556	99.1	1972	33,005	13,029	2.533
46	1936	367	-4	35,603	-1,150	97.0	1973	31,947	12,585	2.538
47	1937	363	-4	36,042	439	99.3	1974	31,198	12,111	2.576
48	1938	362	-1	35,948	-94	99.3	1975	30,128	11,800	2.553
49	1939	360	-2	36,050	102	100.1	1976	29,401	11,292	2.604
50	1940	359	-1	36,148	98	100.7	1977	28,480	11,045	2.579
51	1941	360	1	36,728	580	102.0	1978	26,673	10,772	2.476
52	1942	358	-2	37,029	301	103.4	1979	26,749	10,503	2.547
53	1943	355	-3	38,237	1,208	107.7	1980	25,941	10,151	2.556
54	1944	356	1	41,511	3,274	116.6	1981	25,040	9,822	2.549
55	1945	357	1	44,607	3,096	124.9	1982	24,211	9,550	2.535
56	1946	359	2	47,233	2,626	131.6	1983	23,342	9,322	2.504
57	1947	360	1	49,712	2,479	138.1	1984	22,386	9,041	2.476
58	1948	361	1	51,529	1,817	142.7	1985	21,606	8,903	2.427
59	1949	363	2	52,672	1,143	145.1	1986	20,717	8,532	2.428
60	1950	367	4	53,112	440	144.7	1987	19,640	8,242	2.383
61	1951	374	7	52,880	-232	141.4	1988	18,449	8,041	2.294
62	1952	375	1	52,908	28	141.1	1989	17,268	7,819	2.208
63	1953	377	2	52,264	-644	138.6	1990	16,359	7,617	2.148
64	1954	379	2	51,646	-618	136.3	1991	15,513	7,487	2.072
65	1955	383	4	50,797	-849	132.6	1992	14,664	7,444	1.970
66	1956	383	0	50,108	-689	130.8	1993	13,762	7,373	1.867

Year	Year	No. Lodge	Change	No. of Members	Change	Ratio of # Lodges : No. Rebekahs	DATE	No. of Rebekahs	No. of Odd Fellows	Ratio of Rebekahs : Odd Fellows
67	1957	383	0	49,249	-859	128.6	1994	12,922	7,174	1.801
68	1958	387	4	48,478	-771	125.3	1995	12,071	6,915	1.746
69	1959	390	3	47,543	-935	121.9	1996	11,247	6,821	1.649
70	1960	390	0	46,840	-703	120.1	1997	10,338	6,484	1.594
71	1961	389	-1	45,953	-887	118.1	1998	9,709	6,190	1.568
72	1962	387	-2	47,117	1,164	121.7	1999	9,037	6,074	1.488
73	1963	385	-2	44,269	-2,848	115.0	2000	8,346	5,846	1.428
74	1964	385	0	42,888	-1,381	111.4	2001	7,616	5,778	1.318
75	1965	384	-1	41,836	-1,052	108.9	2002	6,884	5,812	1.184
76	1966	384	0	40,613	-1,223	105.8	2003	6,269	5,766	1.087
77	1967	382	-2	39,233	-1,380	102.7	2004	5,718	5,736	0.997
78	1968	377	-5	37,645	-1,588	99.9	2005	5,180	5,680	0.912
79	1969	370	-7	36,849	-796	99.6	2006	4,610	5,564	0.829
80	1970	364	-6	35,551	-1,298	97.7	2007	3,999	5,440	0.735
81	1971	357	-7	34,170	-1,381	95.7	2008	3,613	5,303	0.681
82	1972	352	-5	33,005	-1,165	93.8	2009	3,144	5,104	0.616
83	1973	350	-2	31,947	-1,058	91.3	2010	2,811	4,987	0.564
84	1974	343	-7	31,198	-749	91.0	2011	2,484	4,782	0.519
85	1975	334	-9	30,128	-1,070	90.2				
86	1976	330	-4	29,401	-727	89.1			AVERAGE =	1.790
87	1977	323	-7	28,480	-921	88.2			MEDIAN =	1.873
88	1978	314	-9	26,673	-1,807	84.9			Std. Dev. =	0.621
89	1979	311	-3	26,749	76	86.0				
90	1980	307	-4	25,941	-808	84.5				
91	1981	300	-7	25,040	-901	83.5				
92	1982	298	-2	24,211	-829	81.2				
93	1983	293	-5	23,342	-869	79.7				
94	1984	287	-6	22,386	-956	78.0				
95	1985	285	-2	21,606	-780	75.8				
96	1986	282	-3	20,717	-889	73.5				
97	1987	276	-6	19,640	-1,077	71.2				
98	1988	267	-9	18,449	-1,191	69.1				
99	1989	257	-10	17,268	-1,181	67.2				
100	1990	254	-3	16,359	-909	64.4				

Figure 3. No. of Rebekah Members in CA from 1891 - 2011

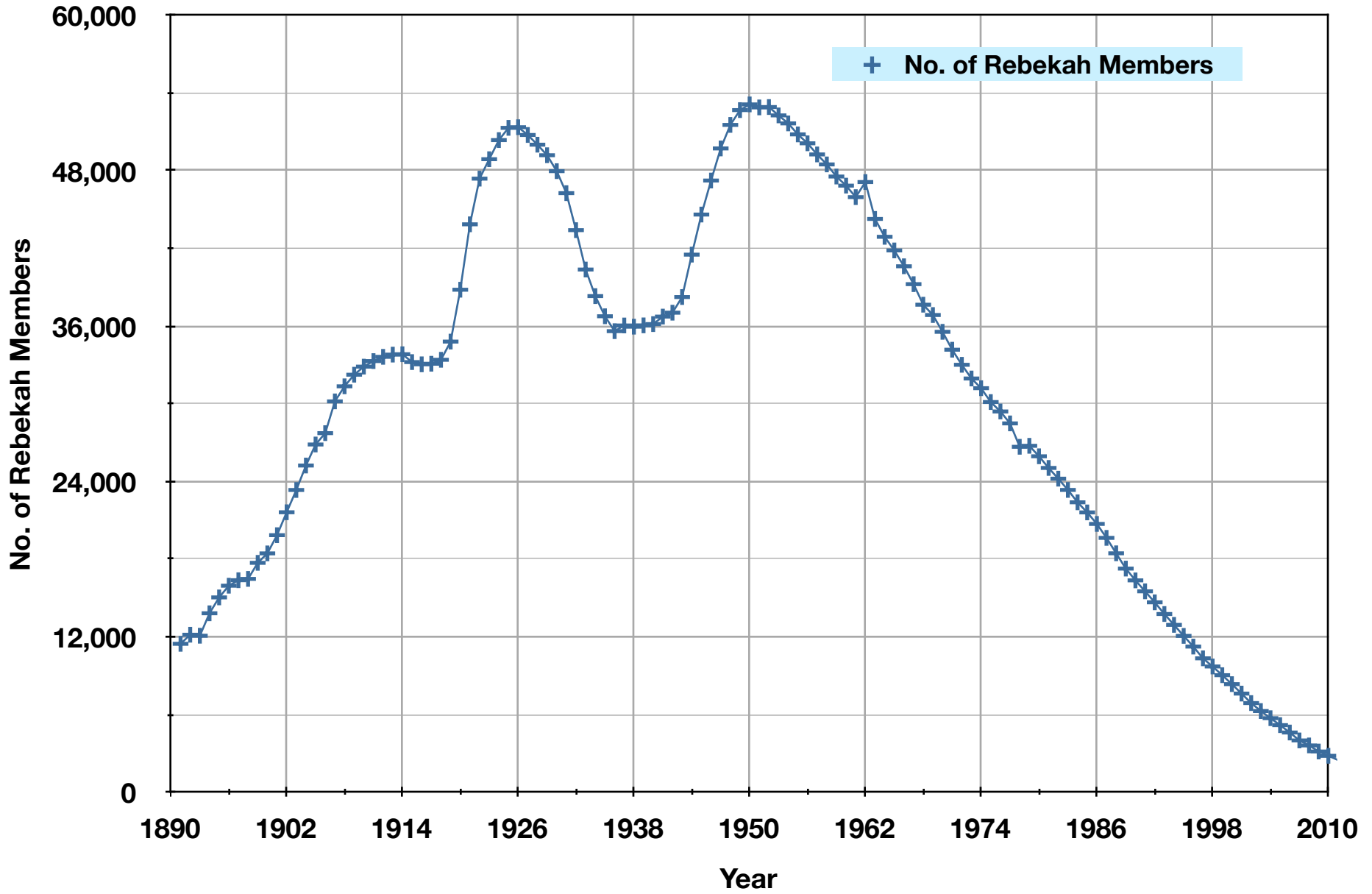


Figure 4. No. of Rebekah Lodges in CA from 1890 - 2011

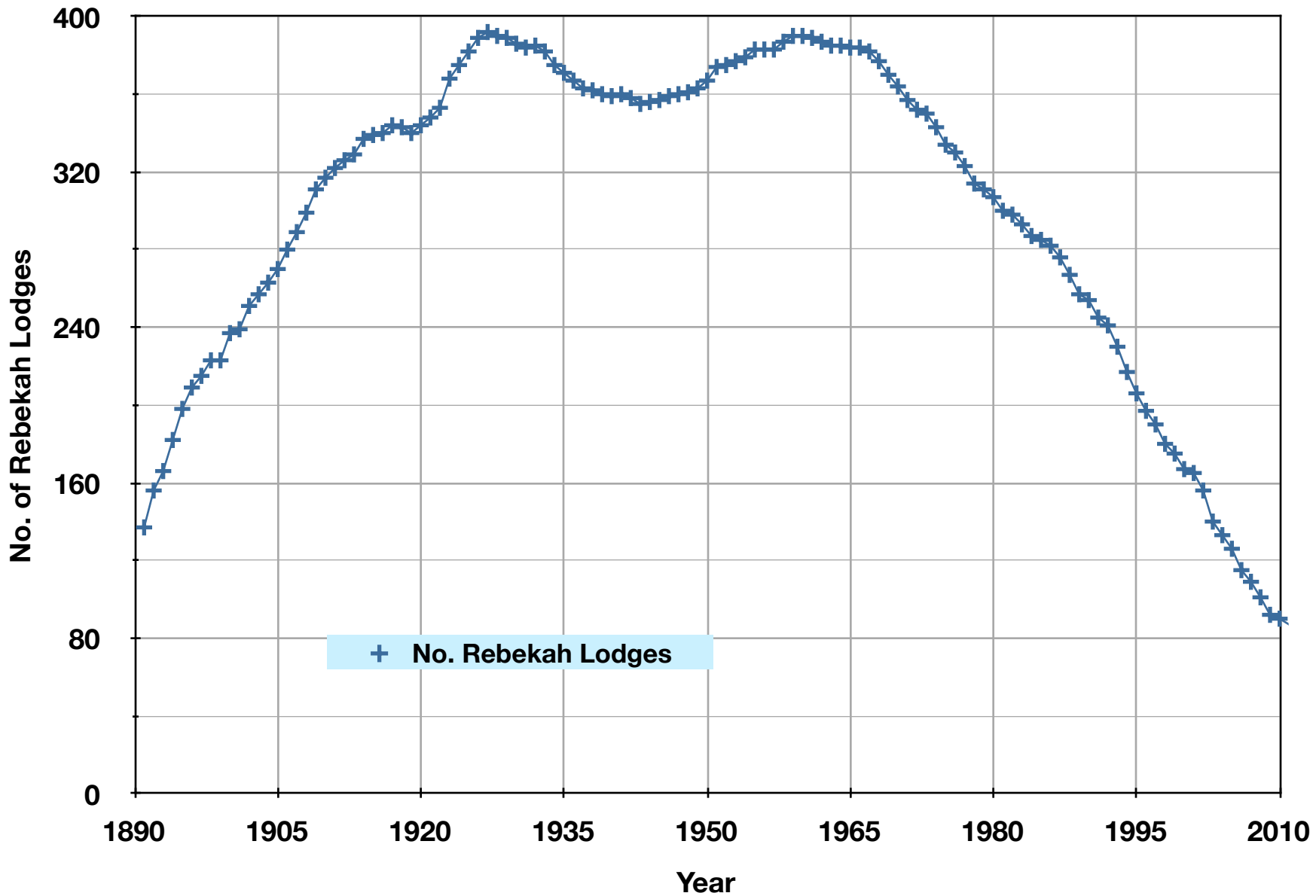


Figure 5. Ratio of No. of Rebekah Members to No. of Lodges

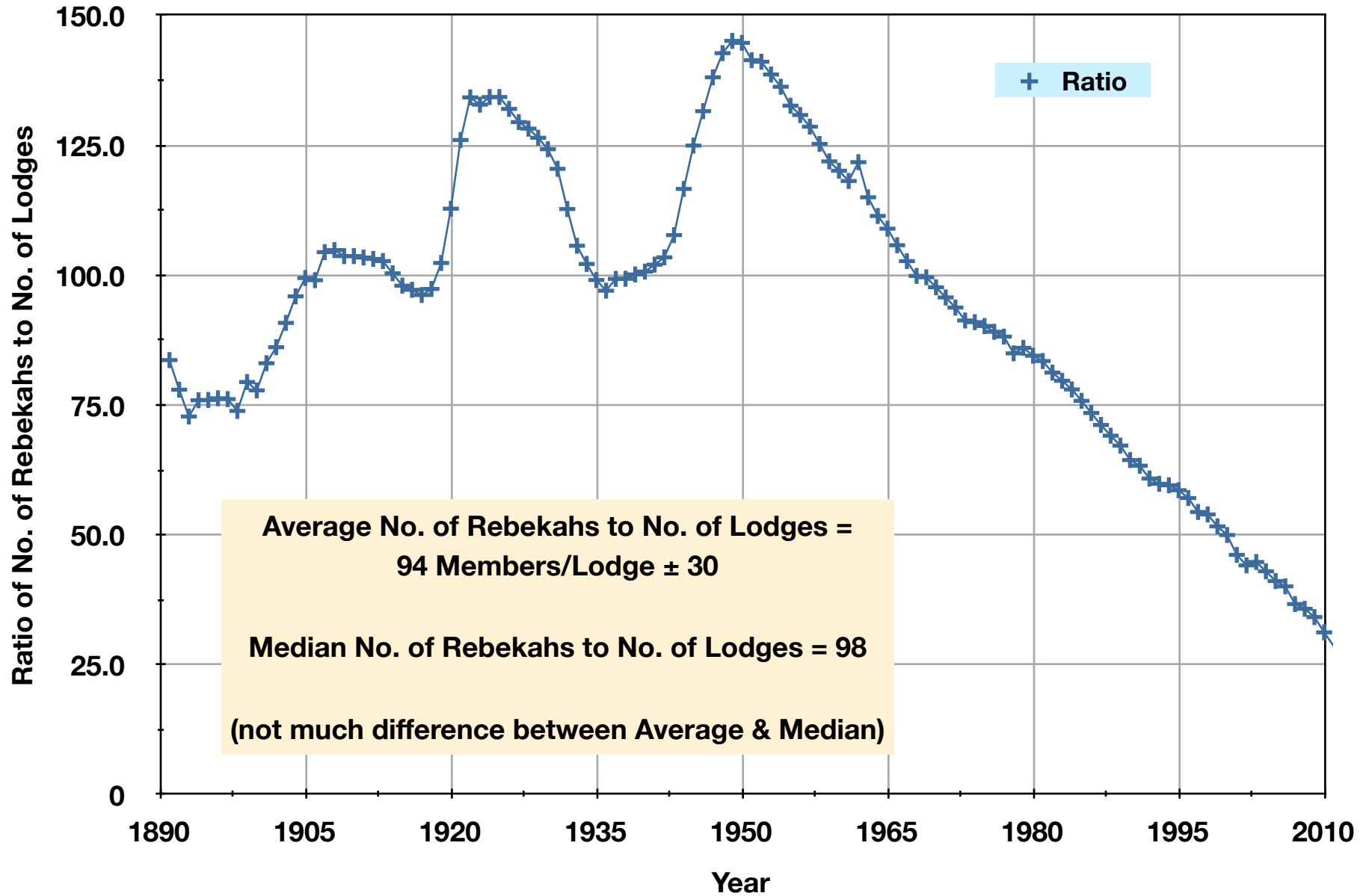


Figure 6. Ratio of the No. of Rebekahs : No. of Odd Fellows in CA from 1928 - 2011

